


PlastiSpan® HD Hydronic Insulation FOR HYDRONIC FLOOR HEATING SYSTEMS



See step-by-step instructions on reverse.



Features & Benefits

- Meets all building code requirements
- Meets CAN/ULC-S701, Type 2
- Long term RSI 0.70/25 mm (R-value 4.04/inch)
- Compressive Resistance: 16 psi
- Closed cell insulation resists moisture
- CCMC 12425-L
- Custom sizes available

Energy Tip


Hydronic heating can heat your basement or garage floor, and melt snow and ice from your walkways and driveways.

PlastiSpan® HD Hydronic Insulation FOR HYDRONIC FLOOR HEATING SYSTEMS



Follow these simple How-to steps to install your PlastiSpan HD insulation as the insulation component in your hydronic floor heating system.

MILLIMETERS	RSI	INCHES	R-VALUE
19	0.53	¾"	3.03
25	0.70	1"	4.04
38	1.06	1½"	6.06
50	1.40	2"	8.08
75	2.10	3"	12.12




- 1. Follow the building code.**
Be sure to follow the building code requirements applicable in your region.



- 4. Install Hydronic Tubing.**
Install hydronic tubing as per requirements for radiant floor heating system.




- 2. Moisture Barrier.**
Place & level a layer of granular fill. Place a 6-mil polyethylene moisture barrier over the granular fill.



- 5. Install Reinforcing & Place Concrete.**
Install reinforcement as required. Place the concrete using normal construction methods and equipment.



- 3. Place PlastiSpan HD Insulation.**
When placing the insulation ensure that the joints are tightly butted together. (HINT: Ensure all openings are planned in advance.)



Note: See Plasti-Fab PIB 276 for additional information



Sign up Now
To receive our monthly e-newsletter with events, products, updates, & more



Watch the How-To video on our YouTube Channel
Search: Plasti-Fab



1-88-THINK-EPS®
1-888-446-5377

View how-to videos, project profiles & testimonials @ www.plastifab.com



Follow us on twitter: @PlastiFab
Subscribe to our blog: Plastifab.Wordpress.com

Copyright © 2013 by Plasti-Fab Ltd. All rights reserved.
Plasti-Fab & PlastiSpan are registered trademarks of Plasti-Fab Ltd.